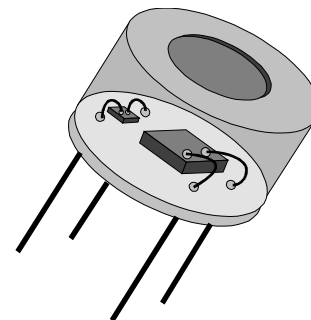
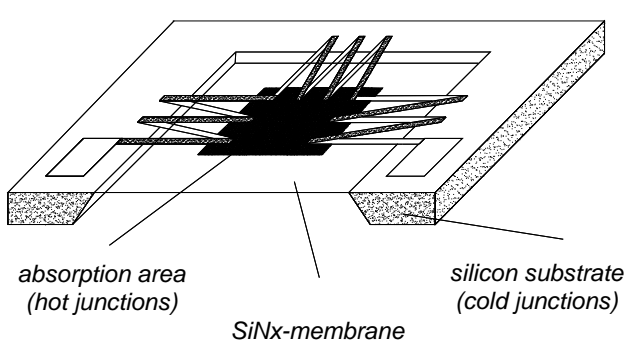


THERMOPILES are used for non-contact surface temperature measuring.

Any object emits infrared radiation. The radiation power is increasing with growing surface temperatures. Based on this relation, THERMOPILES measure the emitted power and determine the object's temperature precisely.

Function Principle

THERMOPILES are based on the Seebeck effect, which is used since a long time for conventional thermocouples. The application of micromechanics and thin film technology allows the production of miniaturized and cost effective sensor elements.



A multitude of thermojunctions deposited on a silicon substrate is connected in series to form a THERMOPILE. The hot junctions are thermally insulated from the cold junctions on the substrate by etching a self-supporting extremely thin membrane. An absorbing layer on the hot junctions transforms the incoming radiation into heat. A voltage proportional to the radiation is generated by the thermoelectric effect. The sensors are delivered in TO18-packages. Different housings and filter types can be selected to find an optimal solution for each application. Chips without housing are available as well.

Technical Data

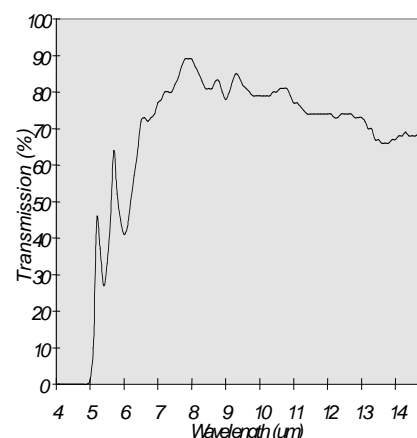
Parameter	Symbol	Unit	Value	Condition
Number of thermojunctions	n		100	
Material			BiSb, NiCr	
Active Area	A_A	mm ²	0.7 * 0.7	
Chip Size	A_C	mm ²	2.0 * 2.0	
Resistance of Thermopiles	R	k Ω	50 \pm 15	25 °C
TC of resistance	TCR	% / K	-0.03 \pm 0.02	+25...+75 °C
Sensitivity of sensor	S_C	V / W	typical 100	25°C, 500 K, DC
TC of sensitivity	TCS	% / K	-0.52 \pm 0.08	+25...+75 °C
Specific detectivity	D^*	cm ² ·Hz ^{1/2} / W	2.1 * 10 ⁸	500 K, DC
Noise equivalent power	NEP	nW	0.38	500 K, 1 Hz
Noise voltage	U_N	nV / Hz ^{1/2}	37	500 K, 1 Hz
Time constant (preliminary)	t_{63}	ms	40 \pm 10	500 K, 1 Hz
Operation temperature	T	°C	-20 ... 100	
Storage temperature	T	°C	-40 ... 100	

Reference Resistor

Reference Resistor

Resistance	R_{NTC}	k Ω	100 \pm 3%	25 °C
Beta Value	B	K	3964 \pm 0.5%	15 °C...35 °C

Filter

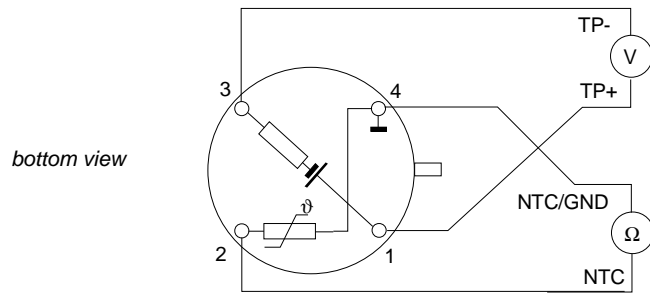


Sensors in thin film technology

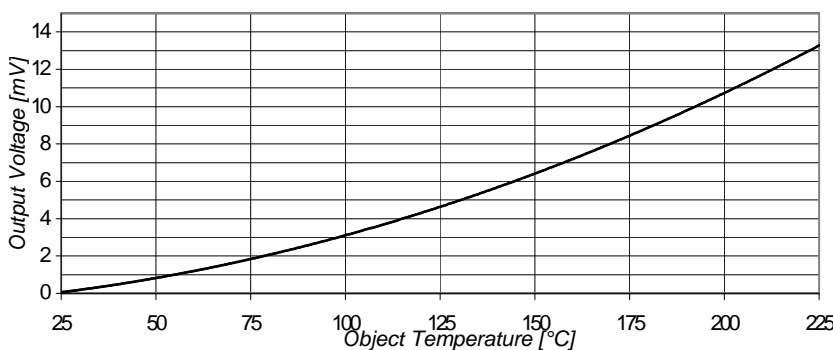
HL-Planartechnik GmbH

Hauert 13 44 227 Dortmund Tel.: ++49 / (0)231 / 97400 Fax.: ++49 / (0)231 / 974020

Connecting Diagramm TS118-5



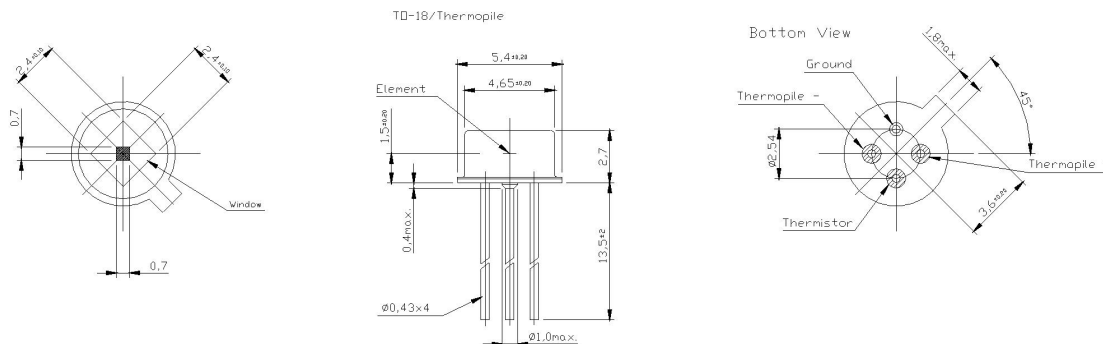
Output Voltage versus Object Temperature



Conditions:
Distance Thermopile/Black Body 5 cm,
emissivity= 1, surrounding temperature 25°C

Tables with emissivity of different materials
and surfaces are available.

Housing TO18



Applications

- contactless measurement of surface temperatures or IR-Radiation
- temperature measurement at moving objects
- continous temperature control in manufacturing processes
- thermal alarm systems
- further applications in safety-, consumer-, environmental technics and automotive systems
- absorbing measurement for gas analysis (see special data sheet)
- climate control systems
- medical instruments

Further products with different filters and packages are available, see separate data sheets

Technical data are subject to change without notice

Sensors in thin film technology

HL-Planartechnik GmbH

Hauert 13 44 227 Dortmund Tel.: ++49 / (0)231 / 97400 Fax.: ++49 / (0)231 / 974020