

Function principle

Magnetoresistive materials can change their resistivity in an external magnetic field. The variation of the resistivity is determined by the rotation of magnetisation with respect to the direction of the current flow. Permalloy ($\text{Ni}_{81}\text{Fe}_{19}$) is commercially used as magnetoresistive material. The relative change of resistivity is 2-3 % for this material. The high sensitive and small size magnetoresistive sensors consist of chip 174B covered with thin film permalloy stripes. These stripes form a Wheatstone bridge, whose output voltage is proportional to the magnetic field component H_y .

Characteristic

The bridge imbalance is a value for the magnetic field component H_y in the plane of the chip. It is of advantage to apply an auxiliary field $H_x = 3 \text{ kA/m}$ which avoids flipping of the magnetisation of the stripes caused by disturbing magnetic fields. A perpendicular field H_x is necessary to stabilize sensor operation. This can be done by using a small permanent magnet. See information for KMZ 20 M1 / KMY 20 M. Magnetic fields vertical to the chip surface have no influence on the output voltage.

Sensors in thin film technology

HL-Planartechnik GmbH

Hauert 13, D - 44 227 Dortmund, Tel.: +49 (0) 231/97400, Fax.: +49 (0) 231/974020
Internet: <http://www.hlplanar.com> E-Mail: service@hlplanar.de

Technical data

Absolute maximum ratings

Parameter	Symbol	Unit	Value
Supply voltage	V_B	V	12
Total power dissipation	P_{to}	mW	120
Operating temperature range	T_{amb}	°C	-40 ... +125
Storage temperature range	T_{stg}	°C	-65 ... +150

Electrical characteristics ($T_{amb} = 25^\circ\text{C}$, $H_x = 3 \text{ kA/m}$)

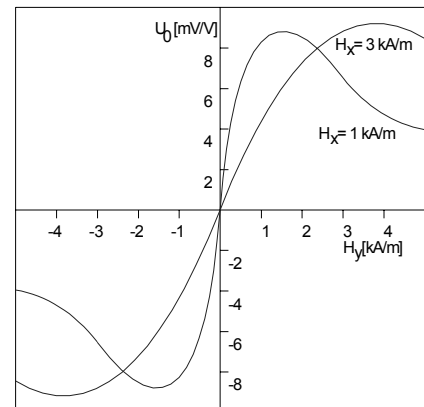
Parameter	Symbol	Unit	Value
Bridge resistance	R_B	kOhm	1.4 .. 2.0
Open circuit sensitivity	S_V	(mV/V)/(kA/m)	4.7 ± 1.0
Output voltage range	$\Delta V_O / V_B$	mV/V	20.0 ± 4.0
Hysteresis of output voltage	V_{OH} / V_B	$\mu\text{V/V}$	≤ 50
Offset voltage	V_{OFF} / V_B	mV/V	$\leq \pm 1.0$

Temperature coefficients ($-25^\circ\text{C} < T_{amb} < 125^\circ\text{C}$) of

Parameter	Symbol	Unit	Value
Bridge resistance	T_{CBR}	%/K	0.30 ± 0.05
Open circuit sensitivity			
($V_B = \text{const}$)	T_{CSV}	%/K	-0.30 ± 0.05
($I_B = \text{const}$)	T_{CSI}	%/K	0.00 ± 0.05
Offset voltage	T_{COFF}	($\mu\text{V/V}$)/K	$\leq \pm 3$

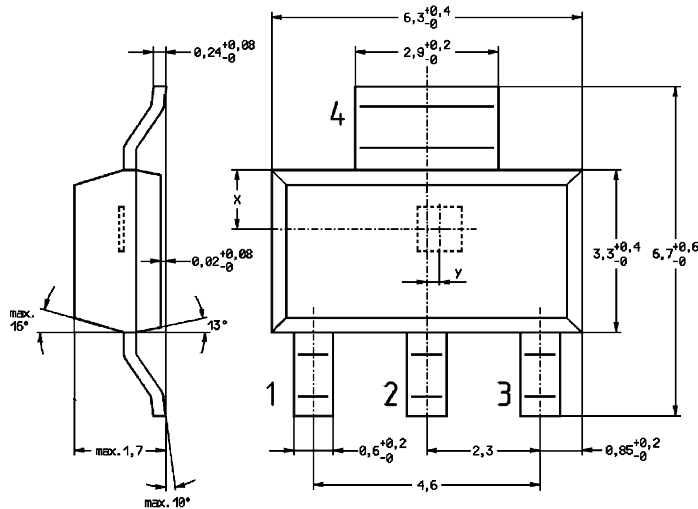
Applications

- detection of weak magnetic fields, e.g. earth magnetic field
- contactless mechanical switch
- displacement measurement with high resolution
- revolution speed detection on ferromagnetic gear wheels
- contactless angle measurement
- galvanically separated current measurement



Output voltage versus field component H_y for different stabilizing magnetic fields H_x

Housing of KMY 20: SOT-223-S

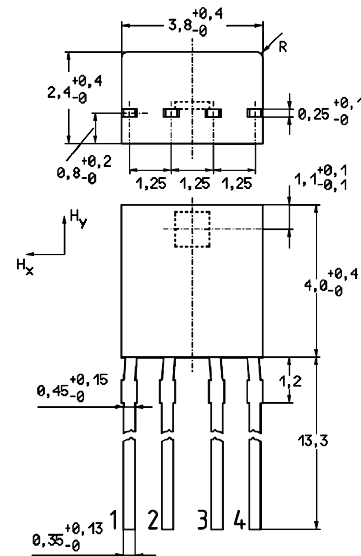


SOT-223-S
1: $+V_0$ 2: $-V_0$ V_0 : Output voltage
3: $+V_B$ 4: $-V_B$ V_B : Supply voltage

H_x
 H_y
 $x = 1.4 \text{ mm}$
 $y = 0.5 \text{ mm}$

metric dimensions

Housing of KMZ 20: E-Line 4-Pin



E-Line 4-Pin
1: $+V_0$ 3: $-V_0$ V_0 : Output voltage
2: $-V_B$ 4: $+V_B$ V_B : Supply voltage

Sensors in thin film technology

HL-Planartechnik GmbH

Hauert 13, D - 44 227 Dortmund, Tel.: +49 (0) 231/97400, Fax.: +49 (0) 231/974020
Internet: <http://www.hlplanar.com> E-Mail: service@hlplanar.de

7.12.01